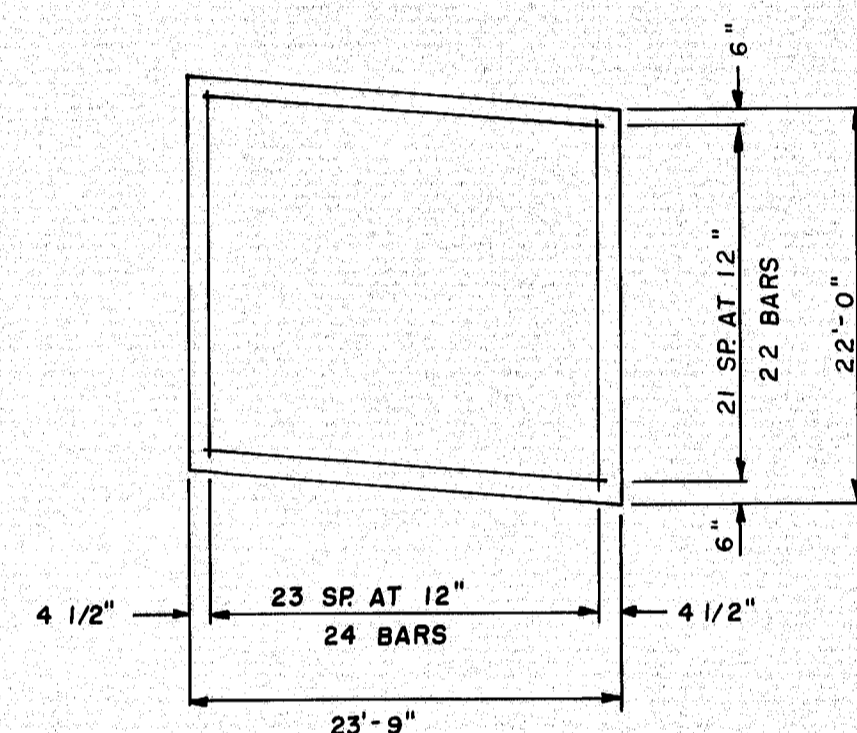
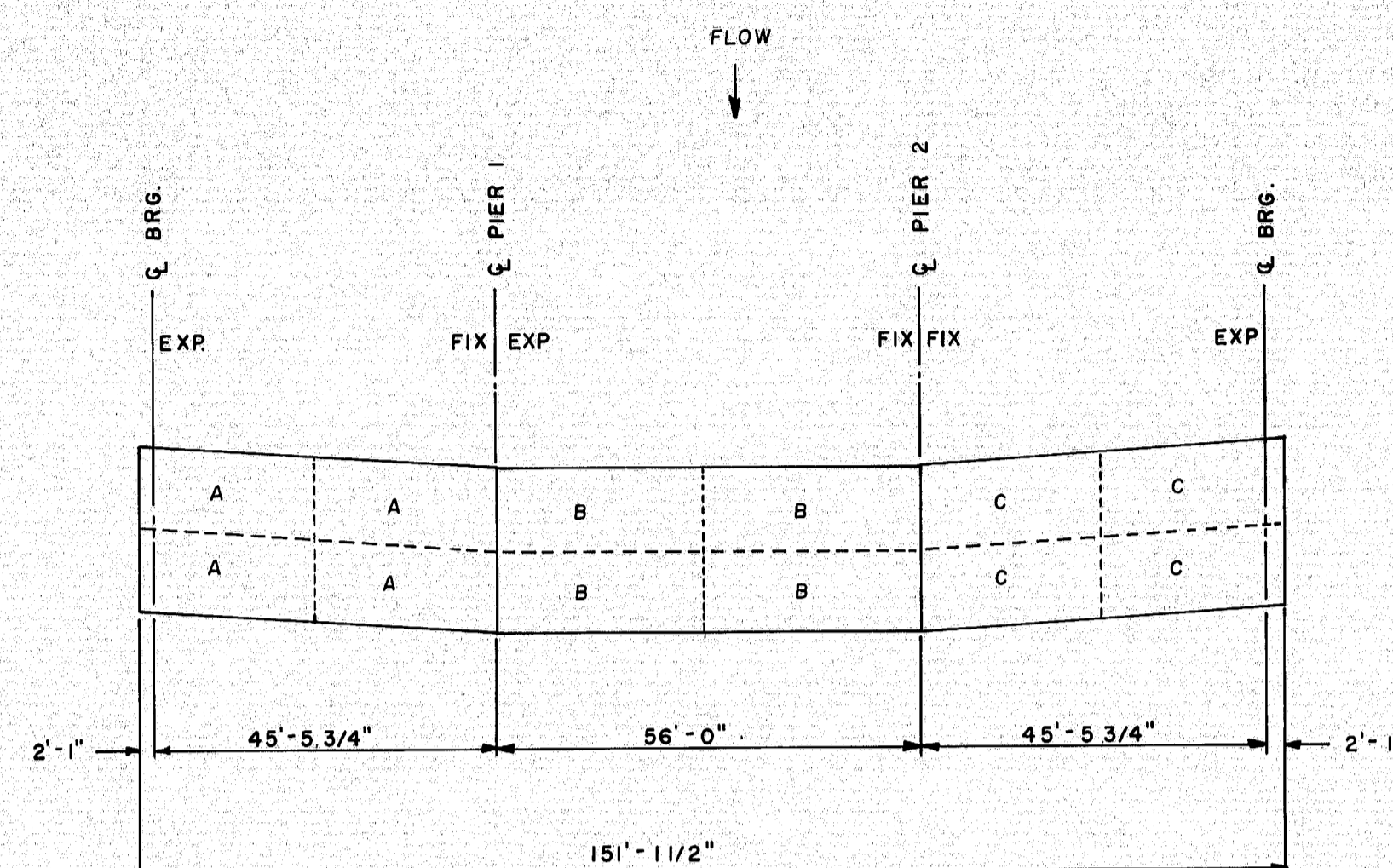
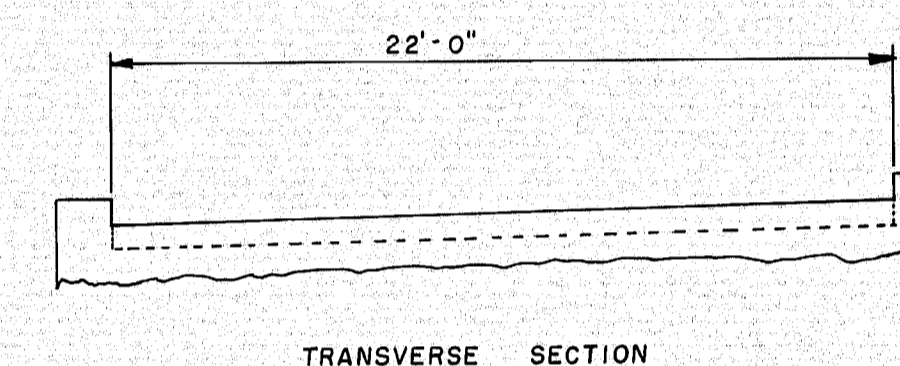


F.H.W.A. REG. NO.	STATE	PROJECT NUMBER	SHEET NO.	TOTAL SHEETS
1	MAINE	3287		



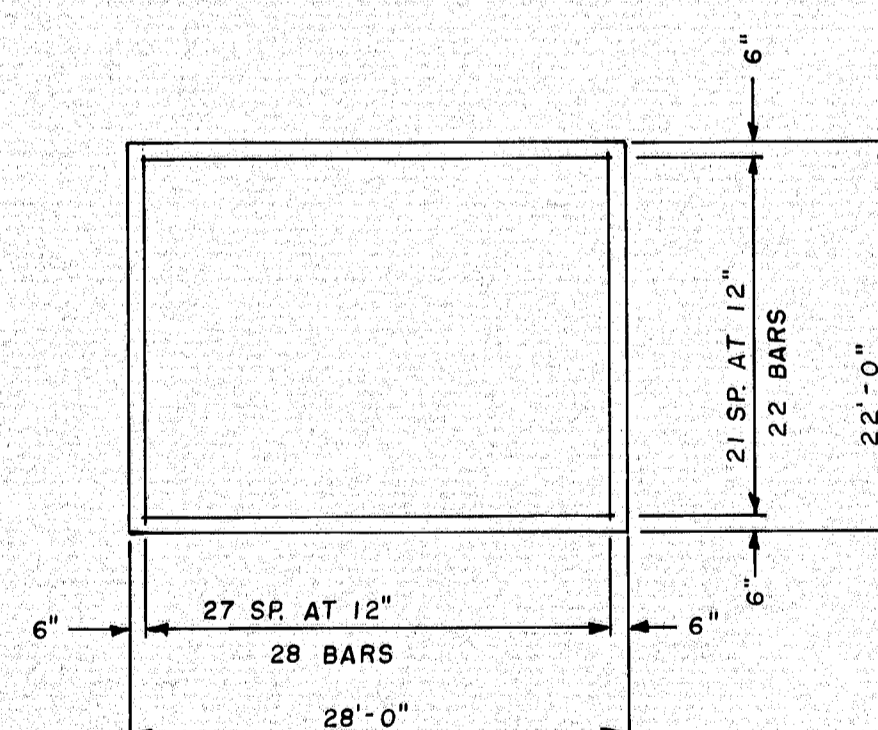
"A" PANEL SHOWN  
"C" OPPOSITE HAND

REINFORCING STEEL  
NO. 3 BARS  
176 AT 23'-6" LONG. A & C  
88 AT 27'-9" LONG. B  
304 AT 21'-9" TRANS. ALL PANELS  
TOTAL 5000 LB.



NOTE - REMOVE AND REPLACE 4" WEARING SURFACE  
REMOVE DETERIORATED CONCRETE BENEATH W/S (EST. 3")  
REPAIR CURB AS NECESSARY  
CONCRETE RD. (7" DEPTH) = 75 C.Y.

NOTE - INSTALL ARMORED JOINT AND PREFORMED SEAL AT ABUTS & PIER 1  
POUR JOINT SEALANT AT PIER 2  
MOVEMENT - ABUT. 1 = 0.5685"  
PIER 1 = 0.70"  
ABUT. 2 = 0.5685"  
SEE STANDARD DETAIL 80-104-73



"B" PANEL

PLANS	DESIGN - DETAILED	CHECKED	REVISIONS	FIELD CHANGES
	BY	DATE		

STATE OF MAINE  
DEPARTMENT OF TRANSPORTATION  
HALL BRIDGE  
BUCKFIELD  
NO. 3287

SHEET 1 OF 1 AUGUSTA, MAINE MAY '74

157-186